



MARKET ANNOUNCEMENT

31st March 2023

Release of 2022 Audited Financial Statements

FijiCare Insurance Limited ('FijiCare') is pleased to release the 2022 Audited Financial Statements to its shareholders and the market for the year ended 31st December 2022. The FijiCare Group has paid a total of \$33.8m in claims compared to \$19.8m in the previous year to its policy holders which equates to over 145,000 claims applications processed over the 2022 financial period. While the record number of payouts was anticipated as an onflow from 2021 for delayed medical treatments and procedures due to COVID travel restrictions; FijiCare is pleased to have maintained a payout ratio of 97% from the total claims lodged for processing.

FijiCare has also achieved a significant increase in gross written premium from \$38.1m to \$50.5m attributable to (i) notable increase in market share for medical insurance group schemes and motor vehicle insurance and (ii) introducing Fiji's only travel insurance product including cover for COVID. This led to an overall net profit after tax for the Group at \$5.9m compared to \$6m in the previous corresponding period.

Commenting on the results, FijiCare Executive Director, Mr. Avi Raju said, *"The Group has showcased resilient performance amidst a challenging operating environment. We are pleased to have gained substantial market share as our team continues to innovate in the products offered and deliver exceptional service to our policy holders. VanCare has also delivered a solid performance leading to the net assets of the Group to increase from \$21.9m to \$26.8m in 2022."*

The 2022 Annual Report and the Notice of Annual General Meeting will be released in due course to the market.

A handwritten signature in black ink, appearing to be 'Avi Raju', written over a horizontal line.

Mr. Avi Raju
Executive Director

A handwritten signature in black ink, appearing to be 'Victor Robert', written over a horizontal line.

Mr. Victor Robert
Company Secretary

"better health for Fiji"

**FIJICARE INSURANCE LIMITED
AND SUBSIDIARY COMPANIES**

CONSOLIDATED FINANCIAL STATEMENTS

FOR THE YEAR ENDED 31 DECEMBER 2022

**FIJICARE INSURANCE LIMITED AND SUBSIDIARY COMPANIES
CONSOLIDATED FINANCIAL STATEMENTS
FOR THE YEAR ENDED 31 DECEMBER 2022**

CONTENTS	PAGE NO.
Table of contents	1
Directors' report	2 - 4
Directors' declaration	5
Auditor's independence declaration to the directors	6
Independent auditor's report	7 - 10
Consolidated statement of profit or loss and other comprehensive income	11
Consolidated statement of changes in equity	12 - 13
Consolidated statement of financial position	14
Consolidated statement of cash flows	15
Notes to the consolidated financial statements	16 - 45

DIRECTORS' REPORT

In accordance with a resolution of the Board of Directors, the directors herewith submit the consolidated statement of financial position of FijiCare Insurance Limited and its subsidiary companies (together "the Group") as at 31 December 2022, the related consolidated statement of profit or loss and other comprehensive income, consolidated statement of changes in equity and consolidated statement of cash flows for the year ended on that date and report as follows:

Directors

The names of the directors of the Holding Company at any time during the financial year and up to the date of this report are:

Dumith Fernando - Chairman	Jenny Seeto
Peter McPherson	Sylvain Flore
Avinesh Raju	

Principal Activities

The principal activities of the Group during the year were as follows:

Entity	Principal Activities
FijiCare Insurance Limited	Underwriting of medical, term life, mortgage protection, WageCare, personal accident, public liability, funeral benefits, motor vehicle, parametric microinsurance, travel, and property (under micro insurance project) insurance risks.
VanCare Insurance Limited	Underwriting of motor and other general insurance risks.
WeCare Pte Limited	Investment in properties and real estate.
OmniCare Pte Limited	Medical and Diagnostic Centre.

There were no significant changes in the nature of the principal activities of the Group during the year.

Results

The consolidated profit after income tax was \$5,933,759 (2021: \$6,078,045). Total consolidated comprehensive income for the year was \$5,781,740 (2021: \$6,011,339).

Dividends

The directors declared dividends of \$860,769 during the year ended 31 December 2022 out of retained earnings.

Basis of Accounting - Going Concern

The consolidated financial statements of the Group have been prepared on a going concern basis. The directors consider the application of the going concern principle to be appropriate in the preparation of these consolidated financial statements as they believe that the plans and strategies put in place by the Group together with the ongoing support of the shareholders, the Group will generate and maintain the required funding to meet its liabilities and commitments as and when they fall due over the next twelve months.

Bad and Doubtful Debts

Prior to the completion of the consolidated financial statements of the Group, the directors took reasonable steps to ascertain that action had been taken in relation to writing off of bad debts and the making of allowance for doubtful debts. In the opinion of the directors, adequate allowance has been made for doubtful debts.

DIRECTORS' REPORT [CONT'D]**Bad and Doubtful Debts (Cont'd)**

As at the date of this report, the directors are not aware of any circumstances, which would render the amount written off for bad debts, or the allowance for doubtful debts in the Group, inadequate to any substantial extent.

Current and Non-Current Assets

Prior to the completion of the consolidated financial statements of the Group, the directors took reasonable steps to ascertain whether any current and non-current assets were unlikely to realise in the ordinary course of business their values as shown in the accounting records of the Group. Where necessary, these assets have been written down or adequate allowance has been made to bring the values of such assets to an amount that they might be expected to realise.

As at the date of this report, the directors are not aware of any circumstances, which would render the values attributed to current and non-current assets in the consolidated financial statements of the Group misleading.

Unusual Transactions

In the opinion of the directors, the results of the operations of the Group during the financial year were not substantially affected by any item, transaction or event of an abnormal character, nor has there arisen between the end of the financial year and the date of this report any item, transaction or event of an abnormal character likely, in the opinion of the directors, to affect substantially the results of the operations of the Group in the current financial year.

Events Subsequent to Balance Date

Subsequent to balance date in February 2023, the Government of Fiji had announced that proof of vaccination or travel insurance for international travellers arriving in the country is no longer required. This will have an impact on the revenue stream of travel insurance of the Holding Company in the subsequent financial years.

No other matters or circumstances have arisen since the end of the financial year which would require adjustments to, or disclosure in the consolidated financial statements.

Other Circumstances

As at the date of this report:

- (i) no charge on the assets of any Company in the Group has been given since the end of the financial year to secure the liabilities of any other person;
- (ii) no contingent liabilities have arisen since the end of the financial year for which any Company in the Group could become liable; and
- (iii) no contingent liabilities or other liabilities of the Group have become or are likely to become enforceable within the period of twelve months after the end of the financial year which, in the opinion of the directors, will or may substantially affect the ability of the Group to meet its obligations as and when they fall due.

DIRECTORS' REPORT [CONT'D]**Other Circumstances (Cont'd)**


As at the date of this report, the directors are not aware of any circumstances that have arisen, not otherwise dealt with in this report which would make adherence to the existing method of valuation of assets or liabilities of the Group misleading or inappropriate.

Directors' Benefits

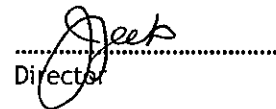
Since the end of the previous financial year, no director has received or become entitled to receive a benefit (other than those disclosed in the consolidated financial statements of the Group) by reason of a contract made by any Company in the Group or by a related corporation with the director or with a firm of which he/she is a member, or with a Company in which he/she has a substantial financial interest.

For and on behalf of the Board and in accordance with a resolution of the Board of Directors.

Dated this 31st day of March 2023.



.....
Director


.....
Director

DIRECTORS' DECLARATION



The declaration by directors is required by the Companies Act, 2015.

The directors of the Holding Company have made a resolution that declares:

- a) In the opinion of the directors, the consolidated financial statements of the Group for the financial year ended 31 December 2022:
 - i. comply with International Financial Reporting Standards and give a true and fair view of the financial position of the Group as at 31 December 2022 and of the performance and cash flows of the Group for the year ended 31 December 2022; and
 - ii. have been prepared in accordance with the Companies Act, 2015;
- b) The directors have received an independence declaration by the auditors as required by Section 395 of the Companies Act, 2015; and
- c) At the date of this declaration, in the opinion of the directors, there are reasonable grounds to believe that the Group will be able to pay its debts as and when they become due and payable.

For and on behalf of the Board and in accordance with a resolution of the Board of Directors.

Dated this 31st day of March 2023.


.....
Director
.....
Director



Tel: +679 331 4300
Fax: +679 330 1841
Email: info@bdofiji.com
Offices in Suva and Lautoka

BDO
Chartered Accountants
Level 10, FNPF Place
343 Victoria Parade
GPO Box 855
Suva, Fiji

FIJICARE INSURANCE LIMITED AND SUBSIDIARY COMPANIES

Page 6

AUDITOR'S INDEPENDENCE DECLARATION TO THE DIRECTORS

As Group auditor for the audit of FijiCare Insurance Limited and subsidiary companies for the financial year ended 31 December 2022, I declare to the best of my knowledge and belief, there have been:

- (a) no contraventions of the auditor independence requirements of the Companies Act, 2015 in relation to the audit; and
- (b) no contraventions of any applicable code of professional conduct in relation to the audit.

Wathsala Suraweera
Partner
Suva, Fiji

BDO
CHARTERED ACCOUNTANTS

31 March 2023

INDEPENDENT AUDITOR'S REPORT

Page 7

To the Shareholders of FijiCare Insurance Limited

Report on the Audit of the Consolidated Financial Statements

Opinion

We have audited the consolidated financial statements of FijiCare Insurance Limited and its subsidiary companies ("the Group") which comprise the consolidated statement of financial position as at 31 December 2022, and the consolidated statement of profit or loss and other comprehensive income, consolidated statement of changes in equity and consolidated statement of cash flows for the year then ended, and notes to the consolidated financial statements, including a summary of significant accounting policies.

In our opinion, the accompanying consolidated financial statements give a true and fair view of the financial position of the Group as at 31 December 2022, and of its financial performance and its cash flows for the year then ended in accordance with International Financial Reporting Standards (IFRS).

Basis for Opinion

We conducted our audit in accordance with International Standards on Auditing (ISA). Our responsibilities under those standards are further described in the *Auditor's Responsibilities for the Audit of the Consolidated Financial Statements* section of our report. We are independent of the Group in accordance with the International Ethics Standards Board for Accountant's *Code of Ethics for Professional Accountants (IESBA Code)* together with the ethical requirements that are relevant to our audit of the consolidated financial statements in Fiji and we have fulfilled our other ethical responsibilities in accordance with these requirements and the IESBA Code. We believe that the audit evidence we have obtained is sufficient and appropriate to provide a basis for our opinion.

Key Audit Matters

Key audit matters are those matters that, in our professional judgement, were of most significance in our audit of the consolidated financial statements of the current period. These matters were addressed in the context of our audit of the consolidated financial statements as a whole, and in forming our opinion thereon, and we do not provide a separate opinion on these matters.

Key audit matters	How our audit addressed the matter
1. Revenue Recognition	
Due to the large number of policies underwritten by the Group there is a risk that the revenue recorded in the financial statements and the flow of premium information from the underwriting systems to the financial reporting ledger is not complete and accurate.	<ul style="list-style-type: none"> We have tested the design, implementation, and operating effectiveness of the key controls over revenue recognition, focusing on the flow of information from the underwriting systems to the financial reporting ledger. In addition, we performed substantive analytical testing procedures on the gross and unearned premium balances. We have also performed substantive other audit procedures to ensure major unearned premium balances for their completeness and accuracy. <p>Appropriate cut off tests were also performed in ensuring the recognition of revenue in the correct accounting period.</p>

To the Shareholders of Communications Fiji Limited

Key Audit Matters (Cont'd)

Key audit matters	How our audit addressed the matter
2. Measurement of outstanding claims liabilities and related assets arising from reinsurance contracts and other recoveries (\$11,435,051)	
<p>Refer to Note 3(j) (iv), and Note 16 to the consolidated financial statements</p> <p>The estimation of outstanding claims liabilities and related assets, including reinsurance assets, is a key audit matter owing to higher degree of uncertainty that is inherent in estimating the expected future payments for claims incurred.</p> <p>In particular, judgement arises over the estimation of payments for claims that have been incurred at the reporting date but have not yet been reported to the Group (IBNR).</p> <p>There is generally less information available in relation to these claims. Classes of business where there is a greater length of time between the initial claim event and settlement also tend to display greater variability between initial estimates and final settlement.</p> <p>The valuation of outstanding claims relies on the quality of the underlying data. It involves complex and subjective judgements about future events, both internal and external to the business, for which changes in assumptions can result in material impacts to the estimates.</p> <p>The valuation of reinsurance assets requires a significant level of judgement, given its inherent dependence on underlying estimates of gross outstanding claims.</p>	<p>Our audit procedures included, amongst others:</p> <ul style="list-style-type: none"> • The evaluation and testing of key controls around the claims handling process of the Group. We examined evidence of the operation of controls over estimating of individual claims. • For a sample of major outstanding claims, performed basis and calculations for estimation of claims liabilities to assess the reasonableness of management's outstanding claims liability calculations. • Evaluating the effectiveness and implementation of key actuarial controls, including integrity of the key data used, estimates and assumptions made by actuary including claims ratios and expected frequency of claims and management's review of the estimates. • Evaluating whether the Group's actuarial methodologies were reasonable and consistent with prior periods. • Obtaining audit evidence over the data and process for estimating reinsurance recoveries on outstanding claims and evaluated the reasonability of estimates and calculations.

Other Information

The management and directors are responsible for the other information. The other information that we received comprise of the information included in the Directors Report and the Annual Report of the Group for the financial year ended 31 December 2022 but does not include the consolidated financial statements and the auditor's report thereon. The Annual Report is expected to be made available to us after the date of the auditor's report.

Our opinion on the consolidated financial statements does not cover the other information and we do not express any form of assurance conclusion thereon.

In connection with our audit of the consolidated financial statements, our responsibility is to read the other information identified above and, in doing so, consider whether the other information is materially inconsistent with the consolidated financial statements or our knowledge obtained during the audit, or otherwise appears to be materially misstated. If, based upon the work we have performed, we conclude that there is a material misstatement of this other information, we are required to report that fact. We have nothing to report in this regard.

To the Shareholders of FijiCare Insurance Limited (Cont'd)**Responsibilities of the Management and Those Charge with Governance for the Consolidated Financial Statements**

The management and directors are responsible for the preparation and fair presentation of the consolidated financial statements in accordance with IFRS and the Companies Act 2015, and for such internal control as the management and directors determine is necessary to enable the preparation of consolidated financial statements that are free from material misstatement, whether due to fraud or error.

In preparing the consolidated financial statements, the management and directors are responsible for assessing the Group's ability to continue as a going concern, disclosing, as applicable, matters related to going concern and using the going concern basis of accounting unless the management and directors either intend to liquidate the Company in the Group or to cease operations, or have no realistic alternative but to do so.

Those charged with governance are responsible for overseeing the Group's financial reporting process.

Auditor's Responsibilities for the Audit of the Consolidated Financial Statements

Our objectives are to obtain reasonable assurance about whether the consolidated financial statements as a whole are free from material misstatement, whether due to fraud or error, and to issue an auditor's report that includes our opinion. Reasonable assurance is a high level of assurance, but is not a guarantee that an audit conducted in accordance with ISA will always detect a material misstatement when it exists. Misstatements can arise from fraud and error and are considered material if, individually or in the aggregate, they could reasonably be expected to influence the economic decisions of users taken on the basis of the consolidated financial statements.

As part of an audit in accordance with ISA, we exercise professional judgement and maintain professional scepticism throughout the audit. We also:

- Identify and assess the risks of material misstatement of the consolidated financial statements, whether due to fraud or error, design and perform audit procedures responsive to those risks, and obtain audit evidence that is sufficient and appropriate to provide a basis for our opinion. The risk of not detecting a material misstatement resulting from fraud is higher than for one resulting from error, as fraud may involve collusion, forgery, intentional omissions, misrepresentations, or the override of internal control.
- Obtain an understanding of internal control relevant to the audit in order to design audit procedures that are appropriate in the circumstances, but not for the purpose of expressing an opinion on the effectiveness of the Group's internal control.
- Evaluate the appropriateness of accounting policies used and the reasonableness of accounting estimates and related disclosures made by management.
- Conclude on the appropriateness of the management's and directors' use of the going concern basis of accounting and, based on the audit evidence obtained, whether a material uncertainty exists related to events or conditions that may cast significant doubt on the Group's ability to continue as a going concern. If we conclude that material uncertainty exists, we are required to draw attention in our auditor's report to the related disclosures in the consolidated financial statements or, if such disclosures are inadequate, to modify our opinion. Our conclusions are based on the audit evidence obtained up to the date of our auditor's report. However, future events or conditions may cause the Group to cease to continue as a going concern.
- Evaluate the overall presentation, structure and content of the consolidated financial statements, including the disclosures, and whether the consolidated financial statements represent the underlying transactions and events in a manner that achieves fair presentation.

To the Shareholders of FijiCare Insurance Limited (Cont'd)**Auditor's Responsibilities for the Audit of the Consolidated Financial Statements (Cont'd)**

- Obtain sufficient appropriate audit evidence regarding Group's financial information to express an opinion on the consolidated financial statements. We are responsible for the direction, supervision and performance of the Group audit. We remain solely responsible for our audit opinion.

We communicate with those charged with governance regarding, among other matters, the planned scope and timing of the audit and significant audit findings, including any significant deficiencies in internal control that we identify during our audit.

We also provide those charged with governance with a statement that we have complied with relevant ethical requirements regarding independence, and to communicate with them all relationships and other matters that may reasonably be thought to bear on our independence, and where applicable, related safeguards.

From the matters communicated with those charged with governance, we determine those matters that were of most significance in the audit of the consolidated financial statements of the current period and are therefore the key audit matters.

We describe these matters in our auditor's report unless law or regulation precludes public disclosure about the matter or when, in extremely rare circumstances, we determine that a matter should not be communicated in our report because the adverse consequences of doing so would reasonably be expected to outweigh the public interest benefits of such communication.

Report on Other Legal and Regulatory Requirements

In our opinion, the consolidated financial statements have been prepared in accordance with the requirements of the Companies Act 2015 in all material respects, and;

- a) we have been given all information, explanations and assistance necessary for the conduct of the audit; and
- b) the Group have kept financial records sufficient to enable the consolidated financial statements to be prepared and audited.



BDO
CHARTERED ACCOUNTANTS



Wathsala Suraweera
Partner
Suva, Fiji
31 March 2023

FIJICARE INSURANCE LIMITED AND SUBSIDIARY COMPANIES
CONSOLIDATED STATEMENT OF PROFIT OR LOSS AND OTHER COMPREHENSIVE INCOME
FOR THE YEAR ENDED 31 DECEMBER 2022

Page 11

	Notes	2022	2021
		\$	\$
Revenue	5	48,358,673	32,509,307
Inurred claims		(33,823,966)	(19,876,375)
Other direct cost - medical		(249,402)	-
Commission expense	6	(4,007,417)	(3,170,499)
Net revenue		10,277,888	9,462,433
Other revenue	7	2,574,834	1,453,041
		12,852,722	10,915,474
Advertising and promotion expenses		(568,806)	(229,050)
Other operating expenses		(5,356,591)	(4,114,543)
		(5,925,397)	(4,343,593)
Profit before income tax	20	6,927,325	6,571,881
Income tax expense	8(a)	(993,566)	(493,836)
Profit for the year		5,933,759	6,078,045
Other comprehensive income:			
<i>Items that may be reclassified subsequently to profit or loss:</i>			
Exchange difference on translating foreign operation		(152,019)	(66,706)
Total comprehensive income for the year		5,781,740	6,011,339
Earnings per share			
Basic and diluted earnings per share - cents	22	68.94	70.61

The accompanying notes form an integral part of this consolidated statement of profit or loss and other comprehensive income.

FIJICARE INSURANCE LIMITED AND SUBSIDIARY COMPANIES
CONSOLIDATED STATEMENT OF CHANGES IN EQUITY
FOR THE YEAR ENDED 31 DECEMBER 2022

Page 12

	Share Capital	Foreign Currency Translation Reserve	Accumulated Profits	Total
	\$	\$	\$	\$
Balance as at 1 January 2021	5,043,662	38,515	11,260,577	16,342,754
Total comprehensive income				
Profit for the year	-	-	6,078,045	6,078,045
Other comprehensive income for the year:				
- Exchange difference on translating foreign operation	-	(66,706)	-	(66,706)
Total comprehensive income	-	(66,706)	6,078,045	6,011,339
Transactions with owners of the Group				
Dividends declared (Note 19)	-	-	(430,389)	(430,389)
Total transactions with owners of the Group	-	-	(430,389)	(430,389)
Balance as at 31 December 2021	5,043,662	(28,191)	16,908,233	21,923,704

FIJICARE INSURANCE LIMITED AND SUBSIDIARY COMPANIES
CONSOLIDATED STATEMENT OF CHANGES IN EQUITY [CONT'D]
FOR THE YEAR ENDED 31 DECEMBER 2022

Page 13

	Share Capital	Foreign Currency Translation Reserve	Accumulated Profits	Total
	\$	\$	\$	\$
Total comprehensive income				
Profit for the year	-	-	5,933,759	5,933,759
Other comprehensive income for the year:				
- Exchange difference on translating foreign operation	-	(152,019)	-	(152,019)
Total comprehensive income	-	(152,019)	5,933,759	5,781,740
Transactions with owners of the Group				
Dividends declared (Note 19)	-	-	(860,769)	(860,769)
Total transactions with owners of the Group	-	-	(860,769)	(860,769)
Balance as at 31 December 2022	5,043,662	(180,210)	21,981,223	26,844,675

The accompanying notes form an integral part of this consolidated statement of changes in equity.

FIJICARE INSURANCE LIMITED AND SUBSIDIARY COMPANIES
CONSOLIDATED STATEMENT OF FINANCIAL POSITION
AS AT 31 DECEMBER 2022

Page 14

	Notes	2022 \$	2021 \$
CURRENT ASSETS			
Cash on hand and at bank		16,071,301	12,073,514
Trade and other receivables	9	14,209,445	11,137,189
Inventory		8,787	22,134
Held-to-maturity investments	10(a)	10,277,804	12,973,811
Financial assets at fair value through profit or loss	10(b)	3,659,287	3,753,957
Deferred costs	11	1,964,708	1,766,939
Total current assets		46,191,332	41,727,544
NON-CURRENT ASSETS			
Trade and other receivables	9	19,388	54,725
Held-to-maturity investments	10(a)	2,495,122	688,962
Investment properties	12	10,800,998	5,949,505
Property, plant and equipment	13	994,732	777,207
Intangible assets	14	444,988	443,560
Right-of-use assets	23(a)	1,032,354	532,471
Deferred tax assets	8(c)	38,261	16,485
Total non-current assets		15,825,843	8,462,915
TOTAL ASSETS		62,017,175	50,190,459
CURRENT LIABILITIES			
Trade and other payables	15	2,141,276	1,852,436
Current tax liability	8(b)	111,272	182,304
Insurance contract liabilities	16	30,961,792	25,372,461
Employee entitlements	17	206,284	165,312
Lease liabilities	23(b)	329,144	125,415
Total current liabilities		33,749,768	27,697,928
NON-CURRENT LIABILITIES			
Lease liabilities	23(b)	733,188	420,309
Deferred tax liabilities	8(d)	689,544	148,518
Total non-current liabilities		1,422,732	568,827
TOTAL LIABILITIES		35,172,500	28,266,755
NET ASSETS		26,844,675	21,923,704
SHAREHOLDERS' EQUITY			
Share capital	18	5,043,662	5,043,662
Foreign currency translation reserve		(180,210)	(28,191)
Accumulated profits		21,981,223	16,908,233
TOTAL SHAREHOLDERS' EQUITY		26,844,675	21,923,704

The accompanying notes form an integral part of this consolidated statement of financial position.

For and on behalf of the Board and in accordance with a resolution of the Board of Directors.

Director

Director

FIJICARE INSURANCE LIMITED AND SUBSIDIARY COMPANIES
CONSOLIDATED STATEMENT OF CASH FLOWS
FOR THE YEAR ENDED 31 DECEMBER 2022

Page 15

	Inflows/ (Outflows) 2022 \$	Inflows/ (Outflows) 2021 \$
Cash flows from operating activities		
Premium and fees received	47,768,398	36,707,028
Reinsurance premium paid, net	(582,072)	(169,208)
Claims and commission paid, net	(34,099,876)	(23,642,216)
Payments to suppliers and employees	(5,011,493)	(3,061,709)
Cash generated from operations	8,074,957	9,833,895
Income tax paid	(511,652)	-
Tax deducted at source - resident interest withholding tax	(33,696)	(39,982)
Interest paid on lease liabilities	(52,120)	(11,754)
Interest received	407,440	441,020
Grant received	133,955	-
Net cash provided by operating activities	8,018,884	10,223,179
Cash flows from investing activities		
Payment for investment properties	(3,143,328)	(3,047,442)
Payments for property, plant and equipment	(194,921)	(632,447)
Payments for intangible assets	(239,690)	(268,981)
Proceeds from sale of plant and equipment	-	64,100
Payments for held-to-maturity investments	(9,397,797)	(13,173,811)
Proceeds from held-to-maturity investments	10,277,804	13,322,115
Dividends received	58,179	30,112
Proceed from sale of shares	-	349,108
Payment for purchase of shares	(8,507)	(6,419)
Payment for lease liability	(279,411)	(151,325)
Net cash used in investing activities	(2,927,671)	(3,514,990)
Cash flows from financing activities		
Dividends paid	(860,769)	(430,389)
Net cash used in financing activities	(860,769)	(430,389)
Net increase in cash and cash equivalents	4,230,444	6,277,800
Effect of exchange rate movement on cash and cash equivalents	(232,657)	(121,575)
Cash and cash equivalents at the beginning of the year	12,073,514	5,917,289
Cash and cash equivalents at the end of the year (Note 21)	16,071,301	12,073,514

The accompanying notes form an integral part of this consolidated statement of cash flows.

NOTE 1. GENERAL INFORMATION

a) Corporate Information

FijiCare Insurance Limited (the Holding Company) is a licensed general insurance and publicly listed company on South Pacific Stock Exchange, limited by shares, incorporated and domiciled in Fiji.

The registered office and principal place of business of the Holding Company is located at Level 9, FNPF Place, 343-359 Victoria Parade, Suva.

The consolidated financial statements were approved by the Board of Directors and authorised for issue on 31 March 2023.

b) Principal Activities

The principal activities of the Group during the year were as follows:

Entity	Principal Activities
FijiCare Insurance Limited	Underwriting of medical, term life, mortgage protection, wagecare, personal accident, public liability, funeral benefits, motor vehicle, parametric microinsurance, travel and property (under micro insurance project) insurance risks.
VanCare Insurance Limited	Underwriting of motor and other general insurance risks.
WeCare Pte Limited	Investment in properties and real estate.
OmniCare Pte Limited	Medical and Diagnostic Centre.

There were no significant changes in the nature of the principal activities of the Group during the year.

NOTE 2. BASIS OF PREPARATION

a) Basis of Preparation

The consolidated financial statements have been prepared under the historical cost convention, except for investment properties at fair values and financial assets at fair values. Historical cost is based on the fair values of the consideration given in exchange for goods and services.

In the application of IFRS, management is required to make judgments, estimates and assumptions about carrying values of assets and liabilities that are not readily apparent from other sources. The estimates and associated assumptions are based on historical experience and various other factors that are believed to be reasonable under the circumstance, the results of which form the basis of making the judgments. Actual results may differ from these estimates.

The estimates and underlying assumptions are reviewed on an ongoing basis. Revisions to accounting estimates are recognised in the period in which the estimate is revised if the revision affects only that period, or in the period of the revision and future periods if the revision affects both current and future periods. Judgments made by management in the application of IFRS that have significant effects on the consolidated financial statements and estimates with a significant risk of material adjustments in the next year are disclosed, where applicable, in the relevant notes to the consolidated financial statements.

Accounting policies are selected and applied in a manner which ensures that the resulting financial information satisfies the concepts of relevance and reliability, thereby ensuring that the substance of the underlying transactions or other events is reported.

The areas involving higher degree of judgment or complexity, or areas where assumptions and estimates are critical to the consolidated financial statements are disclosed in Note 4.

NOTE 2. BASIS OF PREPARATION (CONT'D)

b) Statement of Compliance

The consolidated financial statements have been prepared in accordance with International Financial Reporting Standards ('IFRS') and with the requirements of the Companies Act, 2015.

c) Basis of Consolidation

The consolidated financial statements incorporate the consolidated financial statements of the Holding Company and its subsidiary companies which are listed in Note 26. Control is achieved when the Holding Company:

- has power over the investee;
- is exposed, or has rights, to variable returns from its involvement with the investee; and
- has the ability to use its power to affect its returns.

The Holding Company reassesses whether or not it controls an investee if facts and circumstances indicate that there are changes to one or more of the three elements of control listed above.

When the Holding Company has less than a majority of the voting rights of an investee, it has power over the investee when the voting rights are sufficient to give it the practical ability to direct the relevant activities of the investee unilaterally. The Holding Company considers all relevant facts and circumstances in assessing whether or not the Holding Company's voting rights in an investee are sufficient to give it power, including:

- the size of the Holding Company's holding of voting rights relative to the size and dispersion of holdings of other vote holders;
- potential voting rights held by the Holding Company, other vote holders or other parties;
- rights arising from other contractual arrangements; and
- any additional facts and circumstances that indicate that the Holding Company has, or does not have, the current ability to direct the relevant activities at the time that decisions need to be made, including voting patterns at previous shareholders' meetings.

Consolidation of a subsidiary begins when the Holding Company obtains control over the subsidiary companies and ceases when the Holding Company loses control of the subsidiary companies.

Income and expenses of the subsidiary companies are included in the consolidated statement of profit or loss and other comprehensive income from the date the Holding Company gains control until the date when the Holding Company ceases to control subsidiary.

Profit or loss and each component of other comprehensive income are attributable to the owners of the Holding Company.

All inter-company balances and transactions between the Holding Company and its subsidiary companies including any recognised profits or losses have been eliminated on consolidation.

d) Functional and Presentation Currency

Functional and presentation currency

The Group operates in Fiji and Vanuatu, however the consolidated financial statements are presented in Fiji dollars, which is the Holding Company's functional and presentation currency.

e) Basis of Accounting - Going Concern

The consolidated financial statements of the Group have been prepared on a going concern basis. The directors consider the application of the going concern principle to be appropriate in the preparation of these consolidated financial statements as they believe that the plans and strategies put in place by the Group together with the ongoing support of the shareholders, the Group will generate and maintain the required funding to meet its liabilities and commitments as and when they fall due over the next twelve months.

NOTE 2. BASIS OF PREPARATION (CONT'D)

f) Comparatives

Where necessary, comparative figures have been re-grouped to conform to changes in presentation in the current period.

g) Changes in Accounting Policies

A. New standards, amendments and interpretation effective during the year

New standards and amendments impacting the Group that have been adopted in the consolidated financial statements for the year ended 31 December 2022:

- Amendments to IFRS 16 *COVID-19 Related Rent Concession beyond 30 June 2021*.

Other new and amended standards that have been adopted in the annual consolidated financial statements for the year ended 31 December 2022, but have not had a significant effect on the Group are:

- Amendments to IAS 39, IFRS 7, IFRS 4 and IFRS 16 Interest Rate Benchmark Reform - IBOR 'phase 2'

B. New standards, interpretations and amendments not yet effective

There are a number of standards, amendments to standards, and interpretations which have been issued by the IASB that are effective in future accounting periods that the Group has decided not to adopt early.

The following amendments are effective for the period beginning 1 January 2023:

- IFRS 17 Insurance Contracts (effective 1 January 2023) - In June 2020, the IASB issued amendments to IFRS 17, including a deferral of its effective date to 1 January 2023. IFRS 17 Insurance contracts establishes the principles for the recognition, measurement, presentation and disclosure of Insurance contracts within the scope of the Standard. The objective of IFRS 17 is to ensure that an entity provides relevant information that faithfully represents those contracts. This information gives a basis for users of financial statements to assess the effect that insurance contracts have on the entity's financial position, financial performance and cash flows.
- IFRS 9 Financial Instruments - In relation to insurers, until 31 December 2022, a specific "temporary exemption" from the application of IFRS 9 was available "where an insurer's activities are predominantly connected with insurance". The Insurer may continue to apply IAS 39 rather than IFRS 9 for annual periods up until the period commencing 1 January 2023, when it is expected that the new insurance industry standard IFRS 17 "Insurance Contracts" will become applicable.

IFRS 9 Financial Instruments replaces IAS 39 Financial Instruments: Recognition and Measurement and all previous versions of IFRS 9. The standard introduces new requirements for classification and measurement, impairment, and hedge accounting. Retrospective application is required, but comparative information is not compulsory.

- Amendments to IAS 1 and IFRS Practice Statement 2 Disclosure of Accounting Policies;
- Amendments to IAS 8 *Definition of Accounting Estimates*; and
- Amendments to IAS 12 *Deferred Tax Related to Assets and Liabilities arising from a Single Transaction*.

The Group is currently in the process of assessing the impact of these new accounting standards IFRS 9 and IFRS 17 and at this stage the impact is yet to be determined.

The following amendments are effective for the period beginning 1 January 2024:

- IFRS 16 Leases (Amendment - Liability in a Sale and Leaseback);
- IAS 1 Presentation of Financial Statements (Amendment - Classification of Liabilities as Current or Non-current); and
- IAS 1 Presentation of Financial Statements (Amendment - Non-current Liabilities with Covenants).

NOTE 3. SUMMARY OF SIGNIFICANT ACCOUNTING POLICIES

The principal accounting policies adopted in the preparation of these consolidated financial statements are set out below. These policies have been consistently applied to all the years presented, unless otherwise stated.

a) Allowance for Doubtful Debts

The Group establishes an allowance for any doubtful debts based on a review of all outstanding amounts individually at year end. Bad debts are written off during the period when they are identified.

The Group periodically assesses whether there is any objective evidence of impairment. Trade and other receivables are presented net of allowances for doubtful debts. The Group has individually assessed allowances against individually significant trade and other receivables.

b) Cash and Cash Equivalents

For the purpose of statement of cash flows, cash and cash equivalents comprise cash on hand, cash in banks and other short term highly liquid investments that are readily convertible to a known amount of cash and are subject to an insignificant risk of changes in value.

c) Dividend Distribution

The dividend distribution to the Holding Company's shareholders is recognised as a liability in consolidated financial statements in the period in which the dividends are declared by the directors.

d) Earnings Per Share

Basic earnings per share

The basic earnings per share (EPS) is calculated by dividing profit or loss after income tax attributable to members of the Holding Company by the weighted average number of ordinary shares outstanding during the year.

Diluted earnings per share

Diluted earnings per share amounts are calculated by dividing the profit or loss attributable to ordinary equity holders of the parent by the weighted average number of ordinary shares outstanding during the year plus the weighted average number of ordinary shares that would be issued on the conversion of all the dilutive potential ordinary shares into ordinary shares.

e) Expenditure Recognition

Expenses are recognised in the profit or loss on the basis of a direct association between the cost incurred and the earning of specific items of income. All expenditure incurred in the running of the business and in maintaining the investment properties and property, plant and equipment in a state of operational service has been charged to the statements of profit or loss.

For the purpose of presentation of the consolidated statement of profit or loss and other comprehensive income, the "function of expenses" method has been adopted, on the basis that it fairly presents the elements of the Group's performance.

f) Financial Assets

The Group classifies its financial assets in the following categories: loans and receivables, held-to-maturity investments and financial assets at fair value through profit or loss. The classification depends on the nature and purpose for which the financial assets were acquired and is determined at the time of initial recognition.

NOTE 3. SUMMARY OF SIGNIFICANT ACCOUNTING POLICIES (CONT'D)

f) Financial Assets (Cont'd)

Loans and receivables

Loans and receivables are non-derivative financial assets with fixed or determinable payments that are not quoted in an active market. They are included in current assets, except for maturities greater than 12 months after balance date, which are classified as non-current assets. The Group's loans and receivables comprise 'trade and other receivables' as disclosed in the consolidated statement of financial position (Note 9). Bad debts are written off during the period in which they are identified.

Trade receivables, loans, and other receivables are recorded at amortised cost less impairment.

Held-to-maturity investments

Held-to-maturity investments are non-derivative financial assets with fixed or determinable payments and fixed maturity dates that the Group has the positive intention and ability to hold to maturity. Subsequent to initial recognition, held-to-maturity investments are carried at amortised cost using the effective interest method less any impairment.

Held-to-maturity investments in commercial banks and financial institutions by the Group are recorded at their amortised cost and not re-measured to market values as they are considered likely to be held to maturity in line with investment objectives and fixed price nature of the investments.

Financial assets at fair value through profit or loss

Financial assets at fair value through profit or loss comprises equity investments in listed and unlisted companies.

Financial assets at fair value through profit or loss has two sub-categories: financial assets held for trading, and those designated at fair value through profit or loss at inception. A financial asset is classified as held for trading if it is acquired principally for the purpose of selling in the short term. Financial assets designated at fair value through profit or loss at inception are those that are managed and their performances are evaluated on a fair value basis. Assets in this category are presented as current assets if they are either held for trading or are expected to be realised within 12 months.

Financial assets at fair value through profit or loss are measured initially and subsequently at fair value, and gains and losses arising from changes in fair value are included in the statement of profit or loss.

Transaction costs are recognised in the statement of profit or loss. Dividend income is recognised in the consolidated statement of profit or loss as part of other revenue when the Holding Company's right to receive payments is established.

g) Foreign Currency Translations

Transactions and balances

All foreign currency transactions during the financial year are brought to account using the exchange rate in effect at the date of the transaction. Foreign currency monetary items at reporting date are translated at the exchange rate existing at reporting date. Non-monetary assets and liabilities carried at fair value that are denominated in foreign currencies are translated at the rates prevailing at the date when the fair value was determined. Exchange differences are recognised in the profit or loss in the period in which they arise.

Foreign controlled entity

As the foreign controlled subsidiary company of the Group, VanCare Insurance Limited, is a self-sustaining entity, its assets and liabilities are translated to Fiji dollar at the average year-end buying and selling exchange rates, while its revenues and expenses are translated at the average of buying and selling rates ruling during the year. Exchange differences arising on translation are taken to the foreign currency translation reserve.

NOTE 3. SUMMARY OF SIGNIFICANT ACCOUNTING POLICIES (CONT'D)

h) Impairment of Non-Financial assets

At each reporting date, the Group reviews the carrying amounts of its tangible and intangible assets to determine whether there is any indication that those assets have suffered an impairment loss. If any such indication exists, the recoverable amount of the asset is estimated in order to determine the extent of the impairment loss, if any. When it is not possible to estimate the recoverable amount of an individual asset, the Group estimates the recoverable amount of the cash-generating unit to which the asset belongs.

Intangible assets with indefinite useful lives and intangible assets not yet available for use are tested for impairment annually and whenever there is an indication that the asset may be impaired.

Recoverable amount is the higher of fair value less costs to sell and value in use. In assessing value in use, the estimated future cash flows are discounted to their present value using a pre-tax discount rate that reflects current market assessments of the time value of money and the risks specific to the asset for which the estimates of future cash flows have not been adjusted.

If the recoverable amount of an asset or cash-generating unit is estimated to be less than its carrying amount, the carrying amount of the asset or cash-generating unit is reduced to its recoverable amount. An impairment loss is recognised in profit or loss immediately, unless the relevant asset is carried at a revalued amount, in which case the impairment loss is treated as a revaluation decrease.

Where an impairment loss subsequently reverses, the carrying amount of the asset or cash-generating unit is increased to the revised estimate of its recoverable amount, but so that the increased carrying amount does not exceed the carrying amount that would have been determined had no impairment loss been recognised for the asset or cash-generating unit in prior years. A reversal of an impairment loss is recognised immediately in profit or loss, unless the relevant asset is carried at a revalued amount, in which case the reversal of the impairment loss is treated as a revaluation increase.

i) Income Tax

Current tax

The current income tax charge is calculated on the basis of the tax laws enacted or substantively enacted at the balance date. Management periodically evaluates positions taken in tax returns with respect to situations in which applicable tax regulations is subject to interpretation and establishes provisions where appropriate on the basis of amounts expected to be paid to the tax authorities.

Deferred tax

Deferred tax is accounted for using the balance sheet liability method in respect of temporary differences arising from differences between the carrying amount of assets and liabilities in the consolidated financial statements and the corresponding tax base of those items.

In principle, deferred tax liabilities are recognised for all taxable temporary differences. Deferred tax assets are recognised to the extent that it is probable that sufficient taxable amounts will be available against which deductible temporary differences or unused tax losses and tax offsets can be utilised. However, deferred tax assets and liabilities are not recognised if the temporary differences giving rise to them arise from the initial recognition of assets and liabilities (other than as a result of a business combination) which affects neither taxable income nor accounting profit.

Deferred tax assets and liabilities are measured at the tax rates that are expected to apply to the periods when the asset and liability giving rise to them are recognised or settled, based on tax rates and tax laws that have been enacted or substantively enacted by reporting date. The measurement of deferred tax liabilities and assets reflects the tax consequences that would follow from the manner in which the Group expects, at the reporting date, to recover or settle the carrying amount of its assets and liabilities.

Current and deferred tax for the period

Current and deferred tax is recognised as an expense or income in the consolidated statement of profit or loss except when it relates to items credited or debited directly to equity, in which case the deferred tax is also recognised directly in equity.

NOTE 3. SUMMARY OF SIGNIFICANT ACCOUNTING POLICIES (CONT'D)

i) Income Tax (Cont'd)

Capital Gains Tax

Capital Gains Tax (CGT) is applicable at 10% on capital gains realised on the sale or disposal of 'capital assets' as set out in the Income Tax Act. Accordingly, the Group provides for deferred tax liability that may arise if capital assets stated at fair values are ultimately sold or traded.

j) Insurance Contracts

General

All of the general insurance products and reinsurance products on offer, or utilised, meet the definition of an insurance contract (a contract under which one party, the insurer, accepts significant insurance risk from another party, the policyholder, by agreeing to compensate the policyholder if a specified uncertain future event, the insured event, adversely affects the policyholder) and none of the contracts contain embedded derivatives or are required to be unbundled. Insurance contracts that meet the definition of a financial guarantee contract are accounted for as insurance contracts. This means that all of the general insurance products are accounted for in the same manner.

i) Premium income

Premium revenue comprises amounts charged to policyholders (direct premium) for insurance contracts. Premium is recognised as earned on a proportionate basis over the period for which cover is provided using the 365 days pro-rata method.

The unearned portion of premium is recognised as an unearned premium liability on the statement of financial position.

ii) Reinsurance

Contracts entered into by the Group with Reinsurers under which the Group is compensated for losses on one or more contracts issued by the Group, are classified as reinsurance contracts.

As the reinsurance agreements provide for indemnification by the Reinsurers against loss or liability, reinsurance income and expenses are recognised separately in the statement of comprehensive income when they become due and payable in accordance with the reinsurance agreements.

Reinsurance recoveries are recognised as claim recoveries under the statement of comprehensive income. This is netted off against the claim expenses. Reinsurance premiums are recognised as Reinsurance Expenses on a proportionate basis over the period for which cover is provided.

Accordingly, a portion of reinsurance premium expense is deferred and presented as deferred reinsurance expenses on the consolidated statement of financial position at the reporting date.

iii) Deferred commission costs

Commission cost paid to agents and brokers associated with obtaining general insurance contracts are referred to as acquisition cost. These costs are presented as deferred commission costs and are amortised and charged to expenses on the same basis as the recognition of premium income. The balance of the deferred commission costs at the reporting date represents the commission costs relating to unearned premium.

iv) Provision for outstanding claims

Provision for outstanding claims are stated net of amounts recoverable from reinsurers and are assessed by reviewing individual claims. Provision is assessed after taking into account claim information available at the time the claim is received or additional information brought to the notice of the Group till reporting date. Whilst all reasonable steps are taken to ensure that adequate information is obtained, given the uncertainty in claims provision, it is likely that the final outcome will differ from the original liability established.

NOTE 3. SUMMARY OF SIGNIFICANT ACCOUNTING POLICIES (CONT'D)

j) Insurance Contracts (Cont'd)

iv) Provision for outstanding claims (cont'd)

Provision is also made for insurance claims incurred but not reported (IBNR). Provision for IBNR is also assessed by the management on an annual basis based on the latest available actuarial valuation report and recent claims experience and underwriting results. Valuation is obtained from independent licensed actuaries for the adequacy of provision for claims incurred but not reported on a periodic basis. Actuaries use appropriate actuarial valuation methods to value the liabilities to help inform the choice of the most appropriate method and to help assess the inherent estimation errors. Actuaries selected the method that gave the higher answer based on the Group's own data and increased where the benchmark gave a higher answer and weighted the valuation towards higher side.

Provision is also made for claim administration expenses in accordance with guidelines issued by Reserve Bank of Fiji.

Claims expenses represent claim payments adjusted for the movement in the outstanding claims liability.

k) Intangible Assets

Computer software is recorded at cost less accumulated amortisation and any impairment losses. Amortisation is charged on a straight line basis over their estimated useful lives at a rate of 40%. The estimated useful life and amortisation method is reviewed at the end of each financial year. The amortisation expense is included under other operating expense in the consolidated statement of profit or loss.

l) Inventories

Inventories consist of medical supplies and consumables. Inventories are stated at the lower of cost and net realisable value. The cost of inventories is based on the First In and First Out principle and includes expenditure incurred in acquiring the inventories and bringing them to their existing location and condition. Net realisable value is the estimated selling price in the ordinary course of business, less applicable variable selling expenses.

m) Investment Properties

Investment properties principally comprising land and buildings are held to earn rentals and/or for capital appreciation, are measured initially at its cost including transaction costs.

Investment properties are stated in the consolidated statement of financial position at their revalued amounts, being the fair value at the date of revaluation, less any subsequent impairment losses. Revaluations are performed with sufficient regularity such that the carrying amounts do not differ materially from those that would be determined using fair values at the end of each reporting period.

n) Leases

At inception of a contract, the Group assesses whether a contract is, or contains, a lease. A contract is, or contains, a lease if the contract conveys the right to control the use of an identified asset for a period of time in exchange for consideration. To assess whether a contract conveys the right to control the use of an identified asset, the Group assesses whether:

- the contract involves the use of an identified asset - this may be specified explicitly or implicitly, and should be physically distinct or represent substantially all of the capacity of a physically distinct asset. If the supplier has a substantive substitution right, then the asset is not identified;
- the Group has the right to obtain substantially all of the economic benefits from use of the asset throughout the period of use; and
- the Group has the right to direct the use of the asset. The Group has this right when it has the decision-making rights that are most relevant to changing how and for what purpose the asset is used. In rare cases where the decision about how and for what purpose the asset is used is predetermined, the Group has the right to direct the use of the asset if either:
 - the Group has the right to operate the asset; or
 - the Group designed the asset in a way that predetermines how and for what purpose it will be used.

NOTE 3. SUMMARY OF SIGNIFICANT ACCOUNTING POLICIES (CONT'D)

n) Leases (Cont'd)

At inception or on reassessment of a contract that contains a lease component, the Group allocates the consideration in the contract to each lease component on the basis of their relative stand-alone prices. However, for the leases of land and buildings in which it is a lessee, the Group has elected not to separate non-lease components and account for the lease and non-lease components as a single lease component.

Policy applicable as a lessee

The Group recognises a right-of-use asset and a lease liability at the lease commencement date. The right-of-use asset is initially measured at cost, which comprises the initial amount of the lease liability adjusted for any lease payments made at or before the commencement date, plus any initial direct costs incurred and an estimate of costs to dismantle and remove the underlying asset or to restore the underlying asset or the site on which it is located, less any lease incentives received.

The right-of-use asset is subsequently depreciated using the straight-line method from the commencement date to the earlier of the end of the useful life of the right-of-use asset or the end of the lease term. The estimated useful lives of right-of-use assets are determined on the same basis as those of property and equipment. In addition, the right-of-use asset is periodically reduced by impairment losses, if any, and adjusted for certain re-measurements of the lease liability.

The lease liability is initially measured at the present value of the lease payments that are not paid at the commencement date, discounted using the interest rate implicit in the lease or, if that rate cannot be readily determined, the Group's incremental borrowing rate. Generally, the Group uses its incremental borrowing rate as the discount rate.

Lease payments included in the measurement of the lease liability comprise the following:

- fixed payments, including in-substance fixed payments;
- variable lease payments that depend on an index or a rate, initially measured using the index or rate as at the commencement date;
- amounts expected to be payable under a residual value guarantee; and
- the exercise price under a purchase option that the Group is reasonably certain to exercise, lease payments in an optional renewal period if the Group is reasonably certain to exercise an extension option, and penalties for early termination of a lease unless the Group is reasonably certain not to terminate early.

The lease liability is measured at amortised cost using the effective interest method. It is re-measured when there is a change in future lease payments arising from a change in an index or rate, if there is a change in the Group's estimate of the amount expected to be payable under a residual value guarantee, or if the Group changes its assessment of whether it will exercise a purchase, extension or termination option.

When the lease liability is re-measured in this way, a corresponding adjustment is made to the carrying amount of the right-of-use asset, or is recorded in profit or loss if the carrying amount of the right-of-use asset has been reduced to zero.

Short-term leases and leases of low-value assets

The Group has elected not to recognise right-of-use assets and lease liabilities for short-term leases that have a lease term of 12 months or less and leases of low-value assets. The Group recognises the lease payments associated with these leases as an expense on a straight-line basis over the lease term.

NOTE 3. SUMMARY OF SIGNIFICANT ACCOUNTING POLICIES (CONT'D)

n) Leases (Cont'd)

Policy applicable as a lessor

When the Group acts as a lessor, it determines at lease inception whether each lease is a finance lease or an operating lease.

To classify each lease, the Group makes an overall assessment of whether the lease transfers substantially all of the risks and rewards incidental to ownership of the underlying asset. If this is the case, then the lease is a finance lease; if not, then it is an operating lease. As part of this assessment, the Group considers certain indicators such as whether the lease is for the major part of the economic life of the asset.

When the Group is an intermediate lessor, it accounts for its interests in the head lease and the sub-lease separately. It assesses the lease classification of a sub-lease with reference to the right-of-use asset arising from the head lease, not with reference to the underlying asset. If a head lease is a short-term lease to which the Group applies the exemption described above, then it classifies the sub-lease as an operating lease.

If an arrangement contains lease and non-lease components, the Group applies IFRS 15 to allocate the consideration in the contract.

The Group recognises lease payments received under operating leases as income on a straight-line basis over the lease term as part of 'other income'.

The accounting policies applicable to the Group as a lessor in the comparative period were not different from IFRS 16. However, when the Group was an intermediate lessor the sub-leases were classified with reference to the underlying asset.

o) Segment Reporting

Operating Segment

An operating segment is a component of the Group which may earn revenues and incur expenses and the operating results are regularly reviewed by the Group's chief operating decision maker to make decisions about resources to be allocated to the segment and assess its performance.

Geographic Segment

A geographical segment constitutes the provision of products or services within a particular economic environment that are subject to risks and return that are different from those of segments operating in other economic environments. The Group operates in Fiji and Vanuatu.

p) Property, Plant and Equipment

Leasehold improvements, plant and equipment are stated at historical cost less accumulated depreciation and impairment loss. Historical cost includes expenditure that is directly attributable to the acquisition and installation of the items.

Subsequent costs are included in the asset's carrying amount or recognised as a separate asset, as appropriate, only when it is probable that future economic benefits associated with the item will flow to the Group and the cost of the item can be measured reliably. The carrying amount of the replaced part is de-recognised. All other repairs and maintenance are charged to the consolidated statement of profit or loss during the financial period in which they are incurred.

Depreciation is provided on leasehold improvements, plant and equipment. Depreciation is calculated on a straight-line basis so as to write off the net cost or other revalued amount of each asset over its expected useful life to its estimated residual value. The estimated useful lives, residual values and depreciation method is reviewed at the end of each annual reporting period.

NOTE 3. SUMMARY OF SIGNIFICANT ACCOUNTING POLICIES (CONT'D)

p) Property, Plant and Equipment (Cont'd)

Depreciation on assets is calculated on a straight-line basis over their estimated useful lives using the following rates:

Leasehold improvements	2.5%
Furniture, fittings and office equipment	10% - 40%
Motor vehicles	20%

An asset's carrying amount is written down immediately to its recoverable amount if the asset's carrying amount is greater than its estimated recoverable amount.

Gains and losses on disposals are determined by comparing the proceeds with the carrying amount and are taken into account in determining the results for the year.

q) Provision for Employee Entitlements

Wages and salaries

Liabilities for wages and salaries expected to be settled within 12 months of the reporting date are accrued up to the reporting date.

Annual leave

The liability for annual leave is recognised in the provision for employee benefits. Liabilities for annual leave are expected to be settled within 12 months of the reporting date and are measured at their nominal values using the remuneration rate expected to apply at the time of settlement.

Bonus plans

The Group pays bonuses to employees based on performance of the Group and achievement of individual objectives by the employees. The Group accrues bonuses where contractually obliged or where there is a past practice, subject to performance evaluation.

Defined contribution plans

Contributions to Fiji National Provident Fund are expensed when incurred.

r) Provisions

Provisions are recognised when the Group has a present legal or constructive obligation as a result of past events; it is probable that an outflow of resources will be required to settle the obligation; and the amount has been reliably estimated. Provisions are not recognised for future operating losses.

Where there are a number of similar obligations, the likelihood that an outflow will be required in settlement is determined by considering the class of obligations as a whole. A provision is recognised even if the likelihood of an outflow with respect to any one item included in the same class of obligations may be small.

Provisions are measured at the present value of the expenditures expected to be required to settle the obligation using a pre-tax rate that reflects current market assessments of the time value of money and the risks specific to the obligation.

NOTE 3. SUMMARY OF SIGNIFICANT ACCOUNTING POLICIES (CONT'D)

s) Reinsurance Contracts

The Group cedes insurance risk in the normal course of business for most categories of its insurance policies. Recoverable amounts are estimated in a manner consistent with the outstanding claims provision and/or reinsurance contract terms.

Ceded reinsurance arrangements do not relieve the Group from its obligation to policyholders.

t) Finance Income and Finance Costs

The Group's finance income and finance costs include:

- interest income on advances;
- interest expense on lease liabilities;
- bank and loan administration charges; and
- impairment losses (and reversals) on investments in debt securities carried at amortised cost.

Interest income or expense is recognised using the effective interest method. The 'effective interest rate' is the rate that discounts estimated future cash payments or receipts through the expected life of the financial instrument to:

- the gross carrying amount of the financial asset; or
- the amortised cost of the financial liability.

In calculating interest income and expense, the effective interest rate is applied to the gross carrying amount of the asset (when the asset is not credit-impaired) or to the amortised cost of the liability. However, for financial assets that have become credit-impaired subsequent to initial recognition, interest income is calculated by applying the effective interest rate to the amortised cost of the financial asset. If the asset is no longer credit-impaired, then the calculation of interest income reverts to the gross basis.

u) Fair Value Measurement

'Fair value' is the price that would be received to sell an asset or paid to transfer a liability in an orderly transaction between market participants at the measurement date in the principal market or, in its absence, the most advantageous market to which the Group has access at that date. The fair value of a liability reflects its non-performance risk.

When one is available, the Group measures the fair value of an instrument using the quoted price in an active market for that instrument. A market is regarded as active if transactions for the asset or liability take place with sufficient frequency and volume to provide pricing information on an ongoing basis.

If there is no quoted price in an active market, then the Group uses valuation techniques that maximise the use of relevant observable inputs and minimise the use of unobservable inputs. The chosen valuation technique incorporates all of the factors that market participants would take into account in pricing a transaction.

If an asset or a liability measured at fair value has a bid price and an ask price, then the Group measures assets and long positions at a bid price and liabilities and short positions at an ask price.

The best evidence of the fair value of a financial instrument on initial recognition is normally the transaction price - i.e. the fair value of the consideration given or received. If the Group determines that the fair value on initial recognition differs from the transaction price and the fair value is evidenced neither by a quoted price in an active market for an identical asset or liability nor based on a valuation technique for which any unobservable inputs are judged to be insignificant in relation to the measurement, then the financial instrument is initially measured at fair value, adjusted to defer the difference between the fair value on initial recognition and the transaction price. Subsequently, that difference is recognised in profit or loss on an appropriate basis over the life of the instrument but no later than when the valuation is wholly supported by observable market data or the transaction is closed out.

NOTE 3. SUMMARY OF SIGNIFICANT ACCOUNTING POLICIES (CONT'D)

v) Revenue Recognition

The Group receives premium income from policyholders as compensation for underwriting insurance risks. The Group recognises revenue at an amount that reflects the consideration to which it expects to be entitled in exchange for underwriting those insurance risks, using a five-step model for each revenue stream as prescribed in IFRS 15. The five-step model is as follows:

- Identification of the contract;
- Identification of separate performance obligations for each good or service;
- Determination of the transaction price;
- Allocation of the price to performance obligations; and
- Recognition of revenue.

Revenue recognition with respect to the Group's specific business activities are as follows:

- (i) Premium revenue comprises amounts charged to policyholders (direct premium) for insurance contracts. Premium is recognised as earned on a proportionate basis over the period for which cover is provided using the 365 days pro-rata method. The unearned portion of premium is recognised as an unearned premium liability on the statement of financial position.
- (ii) Revenue from the medical centre is recognised upon the delivery of service to patients.
- (iii) Dividend income from investments is recognised when the right to receive dividend is established.
- (iv) Revenue from rendering of management services are recognised upon rendering of services.
- (v) Rental income is recognised on an accrual basis. Rental income represents income earned from renting out of building space.
- (vi) Interest income is recognised on a time-proportion basis using the effective interest method.

w) Share Capital

Ordinary shares are classified as equity. Incremental costs directly attributable to the issue of new shares or options are shown in equity as a deduction, net of tax, from the proceeds.

x) Trade Receivables

Trade receivables are recognised initially at fair value and subsequently measured at amortised cost using the effective interest method, less allowance for doubtful debts. An allowance for doubtful debts of trade receivables is established when there is objective evidence that the Group will not be able to collect all amounts due according to the original terms of the receivables.

Allowance is made on a specific debtor level. Significant financial difficulties of the debtors and default or delinquency in payments are considered indicators that a specific debtor balance is assessed to be doubtful. Doubtful debts assessed at a collective level is based on past experience and data in relation to actual write-offs.

Subsequent recoveries of amounts previously written off are credited in the consolidated statement of profit or loss and other comprehensive income.

Significant financial difficulties of the debtor, probability that the debtor will enter bankruptcy or financial re-organisation, and default or delinquency in payments are considered indicators that a specific debtor balance is assessed to be doubtful.

The carrying amount of the asset is reduced through the use of an allowance account, and the amount of the loss is recognised in the consolidated statement of profit or loss and other comprehensive income within administration and operating expenses. When a trade receivable is uncollectible, it is written off against the allowance account for trade receivables. Subsequent recoveries of amounts previously written off are credited in the consolidated statement of profit or loss and other comprehensive income.

NOTE 3. SUMMARY OF SIGNIFICANT ACCOUNTING POLICIES (CONT'D)

y) Trade and Other Payables

Trade and other payables are recognised when the Group becomes obliged to make future payments resulting from the purchase of goods and services.

Trade payables are recognised initially at fair value and subsequently measured at amortised cost using the effective interest method.

z) Value Added Tax (VAT)

Revenues, expenses, assets and liabilities are recognised net of the amount of Value Added Tax (VAT), except:

- i) Where the amount of VAT incurred is not recoverable from the taxation authority, it is recognised as part of the cost of acquisition of the asset or as part of an item of expense; and
- ii) For trade receivables and trade payables which are recognised inclusive of VAT.

The amount of VAT recoverable from, or payable to, the taxation authority is included as part of receivables or payables.

The VAT component of cash flows arising from operating and investing activities which is recoverable from or payable to, the taxation authority is classified as operating cash flows.

NOTE 4. CRITICAL ACCOUNTING ESTIMATES AND JUDGMENTS

In the application of the Group's accounting policies, which are described in Note 3, the directors and the management are required to make judgments, estimates and assumptions about the carrying amounts of assets and liabilities that are not readily apparent from other sources. The estimates and associated assumptions are based on historical experience and other factors that are considered to be relevant. Actual results may differ from these estimates.

Estimates and judgments are continually evaluated and are based on historical experience and other factors, including expectations of future events that are believed to be reasonable under the circumstances. Revisions to accounting estimates are recognised in the period in which the estimate is revised if the revision affects only that period or in the period of revision and future periods if the revision affects both current and future periods.

The Group makes estimates and assumptions concerning the future. The resulting accounting estimates will, by definition, seldom equal the related actual results. The estimates and assumptions that have a significant risk of causing material adjustment to the carrying amounts of assets and liabilities within the next financial year and in future have been disclosed under the following notes to the consolidated financial statements:

Note 3(h) - Impairment of property, plant and equipment and investment properties

Note 3(j)(iv) - Provision for outstanding claims

Note 3 (j)(iv) - Actuarial valuation - claims incurred but not reported

Note 3(u) - Fair value measurement of financial assets and investment properties

Note 3(x) - Impairment of accounts receivable

Note 3(i) - Deferred tax assets and liabilities

NOTE 5. REVENUE

	2022	2021
	\$	\$
Gross written premium	50,517,483	38,113,752
Reinsurance premium	(558,058)	(870,821)
	49,959,425	37,242,931
Deferred reinsurance, net movement	35,242	65,407
Unearned premium, net movement	(1,635,994)	(4,799,031)
Total revenue, net	48,358,673	32,509,307

NOTE 6.	COMMISSION EXPENSE	2022	2021
		\$	\$
Commission expense		4,007,417	3,170,499

NOTE 7.	OTHER REVENUE		
Dividend income	68,860	45,574	
Gain on sale of motor vehicle and shares	-	96,465	
Interest income	304,436	447,618	
Rental income	67,887	22,001	
Fair value loss on equity investments	(103,177)	(29,666)	
Fair value gain on investment properties	1,708,165	400,000	
Grant income (a)	294,631	465,747	
Unrealised exchange gain	92,113	-	
Miscellaneous income, net	141,919	5,302	
Total other revenue, net	2,574,834	1,453,041	

- (a) The Holding Company entered into a grant agreement with United Nations Capital Development Fund for receipt of grant relating to Parametric Climate Project. The Parametric Climate Project is designed to provide immediate monetary relief to those insured members who are covered under the scheme for loss of income arising out of natural disasters such as cyclones and flooding.

The subsidiary company, VanCare Insurance Limited entered into a grant agreement with the United Nation Capital Development Fund for receipt of grant relating to Financing Agreement.

NOTE 8. INCOME TAX

Income Tax Rate

Income tax expense for the year ended 31 December 2022 has been computed using tax rate of 10% for the Holding Company, 0% for the subsidiary company, VanCare Insurance Limited and 20% for remaining subsidiaries companies. Deferred tax assets and liabilities have been computed using tax rate of 20% for the Group (excluding VanCare Insurance Limited) with change in tax rate from 10% to 20% for the Holding Company effective from 2023 tax year.

a) Income tax expense

The prima facie income tax payable on profit is reconciled to the income tax expense as follows:

Profit before income tax	6,927,325	6,571,881
Prima facie income tax expense	694,371	551,691
Tax effect of:		
Non-taxable income	(56,886)	(61,288)
Non-deductible expenses and concessions	10,318	2,901
Under provision of income and deferred tax in prior year	37,939	532
Impact of income tax rate change from 10% to 20%	187,591	-
DTA on tax losses and temporary differences not recognised	120,233	-
Income tax expense	993,566	493,836
Income tax expense comprises movement in:		
Current tax liabilities	474,316	487,682
Deferred tax assets	(77,994)	3,356
Deferred tax liability	597,244	2,798
	993,566	493,836

NOTE 8. INCOME TAX (CONT'D)

	2022	2021
	\$	\$

b) Current tax (liabilities) / assets

Movements during the year were as follows:

Balance at the beginning of the year	(182,304)	221,701
Tax liability for the current year	(474,316)	(487,682)
Advance taxes paid during the year	511,652	-
Transfer from VAT Account	-	43,695
Tax deducted at source - resident interest withholding tax	33,696	39,982
Balance at the end of the year	<u>(111,272)</u>	<u>(182,304)</u>

c) Deferred tax assets

Deferred tax assets comprise the estimated future benefit at future income tax rate in respect to the following:

Difference between Right of Use Asset and Lease Liabilities	4,331	500
Allowance for doubtful debts	10,000	5,000
Provision for employee entitlements	23,930	10,985
Total deferred tax assets	<u>38,261</u>	<u>16,485</u>

d) Deferred tax liabilities

Deferred tax liabilities comprise the estimated future expense at future income tax and capital gains tax rate in respect to the following:

Difference in cost base of investment properties and plant and equipment for accounting and income tax purposes	658,103	142,009
Unrealized gain on investment in unlisted shares	13,018	6,509
Unrealized gain on foreign currency translation	18,423	-
Total deferred tax liabilities	<u>689,544</u>	<u>148,518</u>

NOTE 9. TRADE AND OTHER RECEIVABLES

Current

Trade receivables (a)	12,799,598	10,199,726
Less: allowance for doubtful debts	(50,000)	(50,000)
	<u>12,749,598</u>	<u>10,149,726</u>
Other advances (b)	97,938	114,847
Prepayments	239,040	382,853
Deposits	64,715	69,755
Other receivables	1,058,154	420,008
Total current trade and other receivables, net	<u>14,209,445</u>	<u>11,137,189</u>

Non-current

Other advances (b)	-	26,215
Other receivables	19,388	28,510
Total non-current trade and other receivables	<u>19,388</u>	<u>54,725</u>

a) Trade receivables principally comprise of premium amounts outstanding from policyholders. Trade receivables are non-interest bearing and generally settled on 30 - 60 days term.

b) Other advances are secured and subject to interest.

NOTE 10. FINANCIAL ASSETS

	2022	2021
	\$	\$

a) Held-to-maturity investments

Current

Term investments with commercial banks and financial institutions	10,277,804	12,973,811
---	------------	------------

Non-current

Term investments with commercial banks, financial institutions and corporate bonds	2,495,122	688,962
--	-----------	---------

b) Financial assets at fair value through profit or loss

Equity Investments

Investments in listed companies	3,559,987	3,659,622
Investments in Fiji Gas Limited	99,300	94,335
	<u>3,659,287</u>	<u>3,753,957</u>

c) Valuation of Financial Assets

The Holding Company measures fair values using the following fair value hierarchy that reflects the significance of the inputs used in making the measurements:

Level 1: fair value on investment in listed companies is calculated using quoted prices (unadjusted) in active markets for identical assets.

Level 2: fair value on investment in Fiji Gas Limited are calculated using inputs other than quoted market prices included within Level 1 that are observable for the asset, either directly (as prices) or indirectly (derived from prices).

Reconciliation of financial assets at fair value through profit or loss

Balance at 1 January	3,753,957	4,059,011
Add: Fair value loss on investment in listed / unlisted companies, net	(103,177)	(29,666)
Add: Purchase of financial assets at fair value through profit or loss	8,507	6,419
Less: Sale of financial assets at fair value through profit or loss	-	(281,807)
	<u>3,659,287</u>	<u>3,753,957</u>
Balance at 31 December	<u>3,659,287</u>	<u>3,753,957</u>

NOTE 11. DEFERRED COSTS

Deferred commission	1,862,414	1,701,532
Deferred reinsurance	102,294	65,407
	<u>1,964,708</u>	<u>1,766,939</u>

NOTE 12. INVESTMENT PROPERTIES

	Land	Buildings	Work in progress	Total
	(\$)	(\$)	(\$)	(\$)
Gross carrying value:				
Balance as at 1 January 2022	4,138,596	1,810,909	-	5,949,505
Additions	2,476,404	595,926	70,998	3,143,328
Fair value gain	425,000	1,283,165	-	1,708,165
Balance at 31 December 2022	<u>7,040,000</u>	<u>3,690,000</u>	<u>70,998</u>	<u>10,800,998</u>

NOTE 12. INVESTMENT PROPERTIES (CONT'D)

In December 2022, investment properties of the Group were revalued through an independent valuation by registered valuers, Rolle Associates and Professional Valuation Pte Limited. The valuation methodology adopted by the valuers was Market Value Method.

These investment properties were valued at \$10,730,000. The Group uses valuation techniques that include valuation assessment and estimates based on observable and non-observable market data and observable internal financial data to estimate the fair value of investment properties. The directors believe that the chosen valuation techniques and assumptions used were appropriate in determining the fair value of investment properties.

The increase in market value over book value of \$1,708,165 has been recorded as an increase in fair value for investment properties in the consolidated financial statements for the year ended 31 December 2022 based on management and directors assessment of fair values and taking into consideration the recent valuations by registered valuers. Furthermore, fair value gain on investment properties amounting to \$1,708,165 has been recognised in profit or loss for the year.

Deferred Tax Liability at 20% amounting to \$341,633 have been recorded on the fair value gain on investment property.

Valuation of Investment Properties

The Group measures fair values using the following fair value hierarchy that reflects the significance of the inputs used in making the measurements:

Level 3: fair value on investment properties is calculated using valuation techniques that include valuation assessment and estimates based on observable and non-observable market data and observable internal financial data.

NOTE 13. PROPERTY, PLANT AND EQUIPMENT

	Leasehold improvements	Furniture, fittings and office equipment	Motor Vehicles	Total
	(\$)	(\$)	(\$)	(\$)
Gross carrying amount				
Balance at 1 January 2021	75,998	1,015,424	217,235	1,308,657
Additions	46,682	127,506	434,879	609,067
Disposals	-	(272,766)	(173,828)	(446,594)
Balance at 31 December 2021	122,680	870,164	478,286	1,471,130
Additions	40,808	390,976	-	431,784
Balance at 31 December 2022	163,488	1,261,140	478,286	1,902,914
Accumulated depreciation				
Balance at 1 January 2021	1,138	766,228	148,437	915,803
Depreciation expense	1,900	133,227	59,943	195,070
Disposals	-	(272,766)	(144,184)	(416,950)
Balance at 31 December 2021	3,038	626,689	64,196	693,923
Depreciation expense	3,655	115,281	95,323	214,259
Balance at 31 December 2022	6,693	741,970	159,519	908,182
Net book value				
As at 31 December 2021	119,642	243,475	414,090	777,207
As at 31 December 2022	156,795	519,170	318,767	994,732

NOTE 14. INTANGIBLE ASSETS	2022	2021
	\$	\$
Computer Software		
Gross carrying amount		
Balance at 1 January	1,339,439	1,538,904
Additions	252,933	355,231
Disposals	-	(554,696)
Balance at 31 December	1,592,372	1,339,439
Accumulated amortisation		
Balance at 1 January	895,879	1,192,410
Amortisation expense	251,505	206,590
Disposals	-	(503,121)
Balance at 31 December	1,147,384	895,879
Net book value	444,988	443,560

NOTE 15. TRADE AND OTHER PAYABLES

Payable to reinsurers	601,194	617,557
Other payables and accrued liabilities	1,540,082	1,234,879
Total trade and other payables	2,141,276	1,852,436

Trade payables principally comprise amounts outstanding for reinsurance premium and on-going costs.

Trade payables are non-interest bearing and generally settled on 30 - 90 days term.

NOTE 16. INSURANCE CONTRACT LIABILITIES

Unearned premiums

Unearned premiums as at 1 January	17,528,731	12,754,398
Movement during the year, net	1,648,549	4,774,333
Balance as at 31 December	19,177,280	17,528,731

Outstanding claims

Gross outstanding claims as at 1 January	3,722,747	3,486,426
Movement during the year, net	3,309,862	236,321
Balance as at 31 December	7,032,609	3,722,747
Less: Reinsurance recoveries	10,000	10,000
Outstanding claims, net	7,022,609	3,712,747

Claims administration provision

Claims administration provision as at 1 January	241,334	263,593
Movement during the year, net	108,127	(22,259)
Balance as at 31 December	349,461	241,334

NOTE 16. INSURANCE CONTRACT LIABILITIES (CONT'D)	2022	2021
	\$	\$
Claims incurred but not reported		
Claims incurred but not reported as at 1 January	3,479,518	3,907,891
Movement during the year, net	765,394	(428,373)
Claims incurred but not reported, net	4,244,912	3,479,518
Catastrophic provision (a)	167,530	410,131
Total insurance contract liabilities, net	30,961,792	25,372,461

(a) The subsidiary company, VanCare Insurance Limited is required to make a contingency provision referred to as a catastrophic provision which is 3% of total gross premiums under the Insurance Act of Vanuatu.

NOTE 17. EMPLOYEE ENTITLEMENTS

Provision for annual leave:

Balance at 1 January	118,796	79,419
Additions	46,184	74,621
Leave taken	(13,487)	(35,244)
Balance at 31 December	151,493	118,796

Provision for long service leave:

Balance at 1 January	-	52,590
Leave taken	-	(52,590)
Balance at 31 December	-	-

Provision for severance:

Balance at 1 January	46,516	34,109
Additions	8,275	12,407
Balance at 31 December	54,791	46,516

Total current employee entitlements	206,284	165,312
--	----------------	----------------

NOTE 18. SHARE CAPITAL

Issued and paid up capital - 8,607,742 ordinary shares	5,043,662	5,043,662
--	-----------	-----------

NOTE 19. DIVIDENDS

Final dividend	860,769	430,389
----------------	---------	---------

NOTE 20. PROFIT BEFORE INCOME TAX

	2022	2021
	<u>\$</u>	<u>\$</u>
Profit before income tax has been determined after charging the following expenses:		
Auditor's remuneration for:		
- Audit fees - BDO	47,500	36,695
- Audit fees - Barrett & Partners	13,746	7,695
- Other services	33,723	23,592
Consultancy fees	21,685	13,651
Actuarial services	150,384	137,490
Directors' fees	119,651	115,221
Depreciation and amortisation expense	470,455	405,158
Superannuation	85,698	86,696
Salaries, wages, training levy and allowances	<u>1,746,332</u>	<u>1,681,438</u>

NOTE 21. NOTES TO THE STATEMENT OF CASH FLOWS

a) Cash and Cash Equivalents

Cash and cash equivalents consist of cash on hand and balance with banks. Cash and cash equivalents included in the consolidated statement of cash flows comprise the following consolidated statement of financial position amounts:

Cash on hand and at bank	<u>16,071,301</u>	<u>12,073,514</u>
Total cash and cash equivalents	<u>16,071,301</u>	<u>12,073,514</u>

NOTE 22. EARNINGS PER SHARE

Profit for the year used in calculating earnings per share	<u>5,933,759</u>	<u>6,078,045</u>
Weighted average number of ordinary shares outstanding used in calculating basic earnings per share	<u>8,607,742</u>	<u>8,607,742</u>
Weighted average number of ordinary shares outstanding used in calculating diluted earnings per share	<u>8,607,742</u>	<u>8,607,742</u>
Basic and diluted earnings per share - cents	<u>68.94</u>	<u>70.61</u>

NOTE 23. LEASES

As a lessee

(a) Right-of-use assets

Balance at 1 January	532,471	195,282
Effect of modification to lease terms	(246,546)	300,750
Additions for the year	1,042,565	185,108
Depreciation charge for the year	<u>(296,136)</u>	<u>(148,669)</u>
Balance at 31 December	<u>1,032,354</u>	<u>532,471</u>

NOTE 23. LEASES (CONT'D)

	2022	2021
	\$	\$
Lease liabilities		
Maturity analysis - contractual undiscounted cash flows		
Less than one year	371,030	152,300
One to five years	317,375	456,898
More than five years	1,739,335	-
Total undiscounted lease liabilities at 31 December	2,427,740	609,198
(b) Lease liabilities included in the consolidated statement of financial position at 31 December		
Current	329,144	125,415
Non-current	733,188	420,309
	1,062,332	545,724
Amounts recognised in profit or loss		
Interest on lease liabilities	52,120	11,754
Variable and short term lease payments not included in the measurement of lease liabilities	-	54,457
	52,120	66,211
Amounts recognised in the statement of cash flows		
Total cash outflow for leases	279,411	151,325
Reconciliation of movement of liabilities to cash flows from financing activities		
Balance at 1 January	545,724	211,191
Changes from financing cash flows		
Payment of lease liabilities	(279,411)	(151,325)
Total changes from financing cash flows	(279,411)	(151,325)
Other changes - liability related		
New lease liabilities	1,042,565	185,108
Change in lease term	(246,546)	300,750
Interest expense of lease liabilities	52,120	11,754
Interest paid of lease liabilities	(52,120)	(11,754)
Total liability related other changes	796,019	485,858
Balance at 31 December	1,062,332	545,724

NOTE 24. COMMITMENTS

- a) Capital expenditure commitments for software upgrades and for IFRS 17 implementation to holding company, and purchase of equipment to subsidiary company as follows:

Approved but not committed	2,685,580	900,000
Total capital expenditure commitments	2,685,580	900,000

- b) Operating lease expense commitments contracted for rentals and services are as follows:

Not later than one year	21,600	103,600
Later than one year but not five years	-	36,600
Later than five years	-	21,350
Total operating lease expense commitments	21,600	161,550

NOTE 24. COMMITMENTS (CONT'D)

c) Operating lease income commitments contracted for rentals are as follows:

Not later than one year	63,702	54,000
Total operating lease income commitments	63,702	54,000

NOTE 25. CONTINGENT LIABILITIES

2022	2021
\$	\$

Contingent liabilities exist with respect to the following:

Indemnity guarantees	750	750
Total contingent liabilities	750	750

NOTE 26. INVESTMENTS IN SUBSIDIARY COMPANIES

Entity	Place of Incorporation	% Owned
VanCare Insurance Limited	Vanuatu	100%
WeCare Pte Limited	Fiji	100%
OmniCare Pte Limited	Fiji	100%

NOTE 27. SEGMENT INFORMATION

(a) Operating segments

The Group operates predominantly in the insurance industry.

		Medical and Health	Term Life	General Insurance	Clinical Income	Group Total
		\$	\$	\$		\$
Revenue	Dec 22	21,582,459	7,629,951	18,881,779	264,484	48,358,673
	Dec 21	17,624,285	7,741,301	7,143,721	-	32,509,307
Result (Revenue less allocated costs)	Dec 22	(4,325,968)	(133,541)	11,380,052	249,402	7,169,945
	Dec 21	2,345,842	894,318	3,047,906	-	6,288,066
Add: Unallocated - other revenue:						
Dividend income, interest income, rental income, fair value gain on equity investments and on investment properties, gain on sale of fixed assets and miscellaneous income						
	Dec 22					2,574,834
	Dec 21					1,453,041
Less: Unallocated - expenses and income tax	Dec 22					3,811,020
	Dec 21					1,663,062
Profit after income tax	Dec 22					5,933,759
	Dec 21					6,078,045

NOTE 27. SEGMENT INFORMATION (CONT'D)

(a) Operating segments (Cont'd)

Segment assets and liabilities

Assets and liabilities cannot be reasonably allocated between the operating segments. Accordingly, this information has not been provided under segment information.

Additional information

Similarly, depreciation and other non-cash items cannot be reasonably allocated between the operating segments. Accordingly, this information has not been provided under segment information.

(b) Geographical segment

The Group operates in Fiji and Vanuatu.

Revenue from Fiji and Vanuatu operations amounts to \$45,586,512 and \$2,507,677, respectively. Profit after income tax from Fiji and Vanuatu operations amounts to \$4,580,761 and \$1,279,308, respectively.

NOTE 28. RELATED PARTY DISCLOSURES

(a) Directors

The names of persons who were directors of the Holding Company at any time during the financial year are as follows:

Dumith Fernando - Chairman
 Peter McPherson
 Avinesh Raju
 Jenny Seeto
 Sylvain Flore

(b) The transactions with related parties

Transactions with related parties during the year ended 31 December 2022 and 2021 with approximate transaction values are summarized as follows:

Related Party	Relationship	Nature of transaction	2022 (\$)	2021 (\$)
Fallon Investment Pte Limited	Director related entity	Rent expense	84,100	8,911
Mount Sophia Venture Fiji Limited	Director related entity	Consultation expense	5,153	-

NOTE 28. RELATED PARTY DISCLOSURES (CONT'D)

(c) Ownership Interests

The ownership interests in subsidiary companies is disclosed in Note 26.

(d) Director Fees

Directors fees of \$119,651 (2021: \$115,221) was paid to the non-executive directors

(e) Key management personnel

Key management personnel are those persons having authority and responsibility for planning, directing and controlling the activities of the entity, directly or indirectly, including any director (whether executive or otherwise) of that entity.

During the year, Executive Director, Group Chief Operating Officer, Group Chief Financial Officer, Group Chief Information Officer, Group Chief Marketing Officer, Manager Marketing/Head of Motor, Manager Accounting & Finance, Claims Manager and Chief Operating Officer - VanCare Insurance Limited were identified as key management personnel, with the greatest authority and responsibility for the planning, directing and controlling the activities of the Group.

The remuneration of the key management personnel during the year was as follows:

	<u>2022</u>	<u>2021</u>
	\$	\$
Salaries and other short-term employee benefits	1,223,392	1,307,544

NOTE 29. INSURANCE CONTRACTS RISK MANAGEMENT

A key risk from operating in the general insurance industry is the exposure to insurance risk arising from underwriting general insurance contracts. The insurance contracts transfer risk to the insurer by indemnifying the policyholders against adverse effects arising from the occurrence of specified uncertain future events. The risk is that the actual amount of claims to be paid in relation to contracts will be different to the amount estimated at the time a product was designed and priced.

The Group is exposed to this risk because the price for a contract must be set before the losses relating to the product are known. Hence the insurance business involves inherent uncertainty. The consolidated entity also faces other risks relating to the conduct of the general insurance business including financial risks.

A fundamental part of the overall risk management strategy is the effective governance and management of the risks that impact the amount, timing and uncertainty of the cash flows arising from insurance contracts.

(a) Risk management objectives and policies for mitigating insurance risk

The insurance activities primarily involve the underwriting of risks and the management of claims. A disciplined approach to risk management is adopted rather than a premium volume or market share oriented approach. It is believed this approach provides the greatest long term likelihood of being able to meet the objectives of all stakeholders, including policyholders, lenders and equity holders.

The risk management activities can be broadly separated into underwriting (acceptance and pricing risk), claims management and investment management. The objective of these risk management functions is to enhance the longer term financial performance of the overall insurance operations.

NOTE 29. INSURANCE CONTRACTS RISK MANAGEMENT (CONT'D)

(a) Risk management objectives and policies for mitigating insurance risk (Cont'd)

The key policies in place to mitigate risks arising from underwriting insurance contracts include the following:

- Acceptance of risk - Insurance and reinsurance policies are written in accordance with local management practices and regulations within each jurisdiction. Maximum limits are set for the acceptance of risk on an individual contract basis. Management information systems are maintained that provide up-to-date, reliable data on the risks to which the business is exposed at any point in time. Efforts are made, including plain language policy terms, to ensure there is no misalignment between what policyholders perceive will be paid when a policy is initially sold and what is actually paid when a claim is made.
- Pricing - Statistical models are used which combine historical and projected data to calculate premiums and monitor claims patterns for each class of business. The data used includes historical pricing and claims analysis for each class of business as well as current developments in the respective markets and classes of business.
- Reinsurance - The use of reinsurance to limit exposure to large single claims and the accumulation of claims that arise from the same event or the accumulation of similar events. This includes the monitoring of reinsurers' credit risk to control exposure to reinsurance counterparty default.
- Claims management - Initial claim determination is managed by claims officers with the requisite degree of experience and competence with the assistance, where appropriate, or other party with specialist knowledge. It is the Holding Company and Group's policy to respond and settle claims quickly whenever possible and to pay claims fairly, based on the policyholder's full entitlements.

(b) Terms and conditions of insurance contracts

The terms and conditions attaching to insurance contracts affect the level of insurance risk accepted. Insurance contracts are generally entered into on an annual basis and at the time of entering into a contract all terms and conditions are negotiable or, in the case of renewals, renegotiable. The majority of direct insurance contracts written are entered into on a standard form basis. Non-standard and long term policies may only be written if expressly approved by a person with appropriate delegated authority. There are no special terms and conditions in any non-standard contracts that would have a material impact on the consolidated financial statements.

(c) Credit risk

Financial assets or liabilities arising from insurance contracts are presented in the consolidated statement of financial position at the amount that best represents the maximum credit risk exposure at the reporting date.

The credit risk relating to insurance contracts relates primarily to premium receivable which is due from individual policyholders and intermediaries (brokers and agents). The brokers and agents collect premium from policyholders and remit the monies to the insurer in accordance with contractual arrangements. The recoverability of premium receivable is assessed and provision is made for impairment based on objective evidence and having regard to past default experience.

(d) Operational risk

Operational risk is the risk of financial loss (including lost opportunities) resulting from external events and/or inadequate or failed internal processes, people and systems to perform as required. Operational risk can have overlaps with all of the other risk categories. When controls fail, operational risks can cause damage to reputation, can have legal or regulatory implications or can lead to financial loss. The Group cannot expect to eliminate all operational risks, but by initiating a rigorous control framework and by monitoring and responding to potential risks, is able to manage risks.

NOTE 29. INSURANCE CONTRACTS RISK MANAGEMENT (CONT'D)

(d) Operational risk (Cont'd)

Operational risk is identified and assessed on an ongoing basis and the capital management strategy includes consideration of operational risk. Management and staff are responsible for identifying, assessing and managing operational risks in accordance with their roles and responsibilities.

(e) Interest rate risk

The underwriting of general insurance contracts creates exposure to the risk that interest rate movements may materially impact the value of the outstanding claims liability. Movement in interest rates impact the determination of the liability through the selection of discount rates. Discounting the liability is in effect allowing for future investment earnings on the assets held to back the insurance liabilities.

The funds held to pay outstanding claims are invested principally in fixed rates securities. Movements in market interest rates affect the value of the fixed interest securities. Hence movements in interest rates should have minimal impact on the insurance profit for the year due to movement in investment income on asset backing insurance liabilities offsetting the impact of movements in the discounting rates in the claims liabilities.

(f) Concentration of insurance risk

The exposure to concentrations of insurance risk is mitigated by a portfolio diversified into many classes of business and by the utilisation of reinsurance.

Concentration risk is particularly relevant in the case of catastrophes which generally result in a concentration of affected policyholders over and above the norm and which constitutes the largest individual potential financial loss. Catastrophe losses are an inherent risk of the general insurance industry that has contributed, and will continue to contribute, to potentially material year-to-year fluctuations on the result of operations and financial position. The nature and level of catastrophe in any period cannot be predicted accurately but can be estimated through the utilisation of predictive models. Each year, the Company sets its tolerance for concentration risk and purchase reinsurance in excess of these tolerances.

(g) Other risk

Regulatory risk

The Group's profitability can be impacted by regulatory agencies which govern the business sector in Fiji. Specifically, financial transactions are monitored by Reserve Bank of Fiji (RBF) and Reserve Bank of Vanuatu (RBV), and as an authorised underwriter of insurance risks, the Group is subject to licence and regulatory control by RBF and RBV.

NOTE 30. FINANCIAL RISK MANAGEMENT

The Group is exposed to a variety of financial risks in the normal course of business; market risk (foreign exchange risk, interest rate risk and equity price risk), credit risk and liquidity risk. The Group's overall risk management programme focuses on the unpredictability of financial markets and seeks to minimise potential adverse effects on the Group's financial performance.

Risk management is carried out by executive management. Executive management identifies, evaluates and monitors financial risks in close co-operation with the operating units.

NOTE 30. FINANCIAL RISK MANAGEMENT (CONT'D)

(a) Market risk

Market risk is the risk that changes in the market prices, such as foreign exchange rates, interest rate and equity prices will affect the Group's income or the value of its holdings of financial instruments. The objective of market risk management is to control market risk exposures within acceptable parameters while optimising the return on risk.

(i) Foreign exchange risk

The Group does not have significant transactions denominated in foreign currencies, hence exposures to exchange rate fluctuations is minimal.

(ii) Interest rate risk

Interest rate risk is the risk that the value or future cash flows of a financial instrument will fluctuate because of changes in market interest rates. The exposure to interest rate risk results from the holding of financial assets and liabilities in the normal course of business.

Fixed interest rate assets and variable interest rate liabilities create exposure to fair value interest rate risk. The Group mitigates interest rate risk by maintaining an appropriate mix of instruments.

(iii) Equity price risk

Equity price risk is defined as exposure to movements in investment prices /values, i.e., the dollar effect of a change in market price /value of investments. The Group minimizes the risks by:

- a) Diversifying the investments portfolio across assets classes;
- b) Diversifying the equity and debt portfolios across sectors and securities to the prescribed limit;
- c) Proper asset (stock) selection based on relative value after a research process; and
- d) Appropriate investments limits that cover asset allocation, concentration, regional location and currency.

(b) Credit risk

Credit risk is the risk of financial loss as a result of failure by a customer or counterparty to meet its contractual obligations. Credit risk is managed at Group and at individual company level.

Credit risk relating to insurance contracts is disclosed in Note 29(c).

Credit risk also arises from cash at banks and deposits with banks. Deposits are made only with reputable financial institutions which are regulated by Reserve Bank of Fiji with known sound financial standing.

The Group does not have any significant credit risk exposure to any single counterparty or any Group of counterparties having similar characteristics. The carrying amount of financial assets recorded in the consolidated financial statements, net of any allowances for losses, represents the Group's maximum exposure to credit risk.

(c) Liquidity risk

Liquidity risk is concerned with the risk of there being insufficient cash resources to meet payment obligations without affecting the daily operations or the financial condition of the Group. Liquidity facilitates the ability to meet expected and unexpected requirements for cash. The liquidity position is derived from operating cash flows, investment portfolios and access to outside sources of liquidity such as bank, reinsurance arrangements and other sources.

Sound liquidity risk management implies maintaining sufficient cash and marketable securities, the availability of funding through an adequate amount of committed credit facilities and the ability to close-out market positions. The nature of insurance activities means that the timing and amount of cash flows are uncertain.

NOTE 30. FINANCIAL RISK MANAGEMENT (CONT'D)

(c) Liquidity risk (Cont'd)

Management of liquidity risk includes asset and liability management strategies. The assets held to back insurance liabilities consist predominantly of held-to-maturity investments. The assets are managed so as to effectively match the maturity profile of the assets with the expected pattern of claims payments.

The Group manages liquidity risk by maintaining adequate reserves, banking facilities and reserve borrowing facilities by continuously monitoring forecast and actual cash flows.

NOTE 31. CAPITAL MANAGEMENT

The objectives of the Group in regards to management of capital adequacy are:

- (i) to comply with Policy Statement 3A "Solvency Requirements for Insurers Licensed to Conduct Life Insurance Business in Fiji" issued by Reserve Bank of Fiji.
- (ii) to maintain a strong capital base to cover the inherent risks of the business; and
- (iii) to support the future development and growth of the business to maximise shareholder value.

The Board of Directors has ultimate responsibility for capital management, and approves capital policy and minimum capital levels and limits. The level of target surplus takes account of management assessments of actual risk and forecasts/stress testing of future capital requirements.

The solvency position of the Holding Company is determined by the Insurance Act of 1998 and governed by the Reserve Bank of Fiji (RBF) and the solvency position of VanCare Insurance Limited is determined by the Insurance Act No 54 of 2005 and governed by the Reserve Bank of Vanuatu (RBV). The Group reviews its solvency requirements quarterly and submits the same to RBF and RBV, for their records.

As at 31 December 2022, the Group complied with the solvency requirements.

NOTE 32. MATURITY ANALYSIS

The following analysis of monetary assets and liabilities as at 31 December 2022 and 2021 is based on contractual terms.

31 December 2022					
	At call	1 day to 3 months	Over 3 months to 1 year	Over 1 year to 5 years	Total
	\$	\$	\$	\$	\$
Assets					
Cash on hand and at bank	16,071,301	-	-	-	16,071,301
Trade and other receivables	-	10,306,129	3,903,316	19,388	14,228,833
Financial assets at fair value through profit or loss	-	-	3,659,287	-	3,659,287
Held-to maturity investments	-	2,379,981	7,897,823	2,495,122	12,772,926
	16,071,301	12,686,110	15,460,426	2,514,510	46,732,347
Liabilities					
Trade and other payables	-	2,141,276	-	-	2,141,276
Current tax liability	-	-	111,272	-	111,272
Lease liability	-	30,711	217,151	814,470	1,062,332
Insurance contract liabilities, net of unearned premium	-	11,616,982	-	-	11,616,982
		13,788,969	328,423	814,470	14,931,862

31 December 2021					
	At call	1 day to 3 months	Over 3 months to 1 year	Over 1 year to 5 years	Total
	\$	\$	\$	\$	\$
Assets					
Cash on hand and at bank	12,073,514	-	-	-	12,073,514
Trade and other receivables	-	8,670,671	2,466,518	54,725	11,191,914
Financial assets at fair value through profit or loss	-	-	3,753,957	-	3,753,957
Held-to maturity investments	-	2,341,007	10,632,804	688,962	13,662,773
	12,073,514	11,011,678	16,853,279	743,687	40,682,158
Liabilities					
Trade and other payables	-	1,852,436	-	-	1,852,436
Current tax liability	-	-	182,304	-	182,304
Lease liability	-	30,711	94,704	420,309	545,724
Insurance contract liabilities, net of unearned premium	-	7,843,730	-	-	7,843,730
	-	9,726,877	277,008	420,309	10,424,194

NOTE 33. EVENTS SUBSEQUENT TO BALANCE DATE

Subsequent to balance date in February 2023, the Government of Fiji had announced that proof of vaccination or travel insurance for international travellers arriving in the country is no longer required. This will have an impact on the revenue stream of travel insurance of the Holding Company in the subsequent financial years.

No other matters or circumstances have arisen since the end of the financial year which would require adjustments to, or disclosure in the consolidated financial statements.